


BMB & A JSC.

Together We Build The Better Future

Myanmar Project Reference





KOYORAD


Area: 7.000 sq meters

Location: Thilawa SEZ, Yangon, Myanmar



FOSTER FOSTER

Area: 20.000 sq meters
Location: Thilawa SEZ, Yangon,
Myanmar



Area: 7.000 sq meters
Location: Thilawa SEZ, Yangon, Myanmar



Area: 16.000 sq meters
Location: Mingalardon IP, Yangon,
Myanmar



ISUZU ISUZU WAREHOUSE

Area: 7.000 sq meters
Location: Mingalardon IP, Yangon, Myanmar





SHOWA GLOVES

Area: 14.000 sq meters

Location: Thilawa SEZ, Yangon, Myanmar





RK STEEL FACTORY

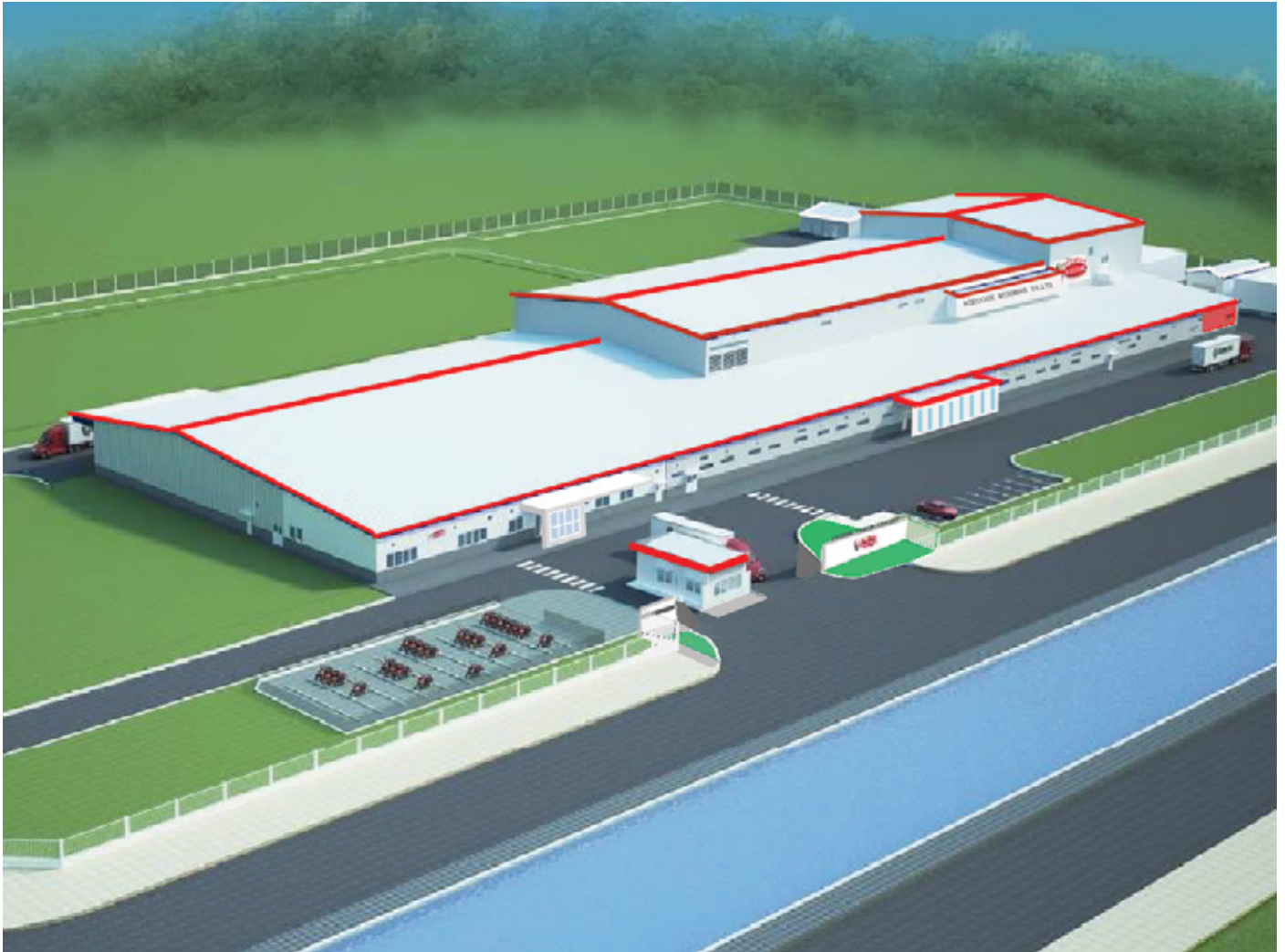
Area: 8.000 sq meters

Location: Thilawa SEZ, Yangon, Myanmar




Area: 12.000 sq meters

Location: Thilawa SEZ, Yangon, Myanmar



Area: 8.000 sq meters
Location: Thilawa SEZ, Yangon, Myanmar




Area: 7.000 sq meters

Location: Thilawa SEZ, Yangon, Myanmar



Area: 8.000 sq meters
Location: Thilawa SEZ, Yangon, Myanmar





YANMAR

Area: 7.000 sq meters

Location: Thilawa SEZ, Yangon, Myanmar



AKT/O AKTIO

Area: 7.000 sq meters
Location: Thilawa SEZ, Yangon, Myanmar



AJU PHC - PILE PLANT

Area: 7.000 sq meters
Location: Thilawa SEZ, Yangon, Myanmar



Area: 7.000 sq meters

Location: Thilawa SEZ, Yangon, Myanmar







IIDA ELECTRONIC

Area: 7.000 sq meters

Location: Mingalardon IP, Yangon, Myanmar





ROHTO MENTHOLATUM

Area: 7.000 sq meters

Location: Mingalardon IP, Yangon, Myanmar





WACOAL

Area: 8.000 sq meters

Location: Thilawa SEZ, Yangon, Myanmar



HONEYS GARMENT FACTORY

Area: 16.000 sq meters

Location: Mingalardon IP, Yangon, Myanmar





URC MYANMAR PLANT DEVELOPMENT, MIP

Area: 22.000 sq meters

Location: Mingalardon IP, Yangon, Myanmar



VELBON

Area: 7.000 sq meters

Location: Thilawa SEZ, Yangon, Myanmar



RICHEST TIME FACTORY

Area: 12.000 sq meters
Location: Mingalardon IP,
Yangon, Myanmar



TECG KYAW THAR

Area: 7.000 sq meters
Location: Yangon, Myanmar



PATHEIN HOSPITAL

Area: 30.000 sq meters
Location: Pathein City, Myanmar



Area: 30.000 sq meters
Location: Mandalay, Myanmar



HLAING THARYAR WAREHOUSE

Area: 15.000 sq meters
Location: Hlaing Thar Yar Industrial Park





GRAND ROYAL

Area: 30.000 sq meters


Location: Mawbi, Myanmar



MDG WAREHOUSE

Area: 11.000 sq meters

Location: Mingaladon, Myanmar



PENINSULA YANGON PROJECT (PYN)- LANDMARK

Area: 12.000 sq meters
Location: Bogyoke Aung San Road,
Yangon, Myanmar



Area: 50.000 sq meters

Location: Mandalay, Myanmar



Area: 50.000 sq meters
Location: Yangon, Myanmar



METRO METRO

Area: 15.000 sq meters


Location: Thilawa, Myanmar





CPP FERTILIZER

Area: 20.000 sq meters
Location: Thilawa, Myanmar



MATSUOKA GARMENT

Area: 20.000 sq meters

Location: Shwe Pyi Thar Tsp, Yangon,
Myanmar





TCCC FERTILIZER

Area: 20.000 sq meters
Location: Thilawa SEZ, Yangon, Myanmar



DENKO PROJECT

Steel tonage: 2000 ton
Location: Thilawa SEZ, Myanmar





GS BATTERY

Area: 20.000 sq meters

Location: Thilawa SEZ, Yangon, Myanmar



SUZUKI

Area: 20.000 sq meters

Location: Thilawa SEZ, Yangon, Myanmar



Area: 30.000 sq meters
Location: Yangon, Myanmar





J&M FACTORY

Area: 30.000 sq meters

Location: Thaketa Township, Yangon,
Myanmar



GOLDEN FULI (I-LAND)

Area: 20.000 sq meters
Location: Plot M09, I-land industrial park,
Bago, Myanmar





TOA PAINT

Area: 30.000 sq meters

Location: Thilawa SEZ, Myanmar



makro YANGON MAKRO

Area: 30.000 sq meters
Location: Yangon, Myanmar





OSOTSPA JUPITER

Area: 30.000 sq meters

Location: Thilawa, Myanmar



INTRODUCTION

BMB Steel specializes in design, manufacture, supply and erection of pre - engineered steel building and steel structure for projects such as: shipyard building; international airport; exhibition center; hydroelectric plant; warehouse; factory; workshop; showroom; cold - storage; steel mill tower and many kinds of steel structure buildings.

